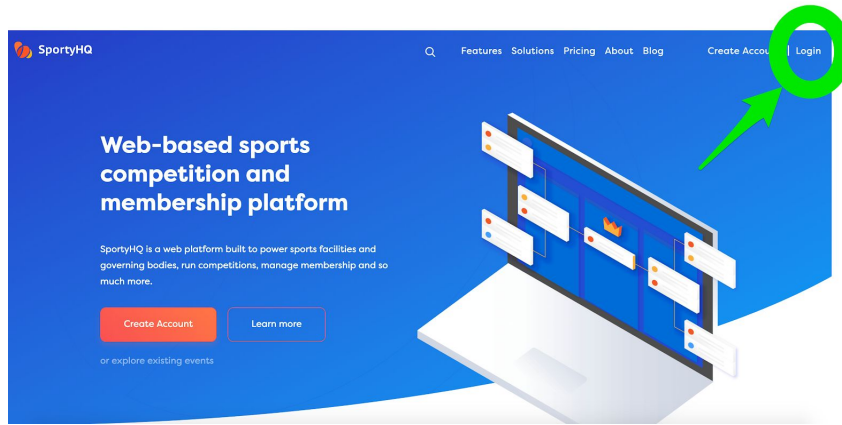



Booking Courts with SportyHQ - On the web

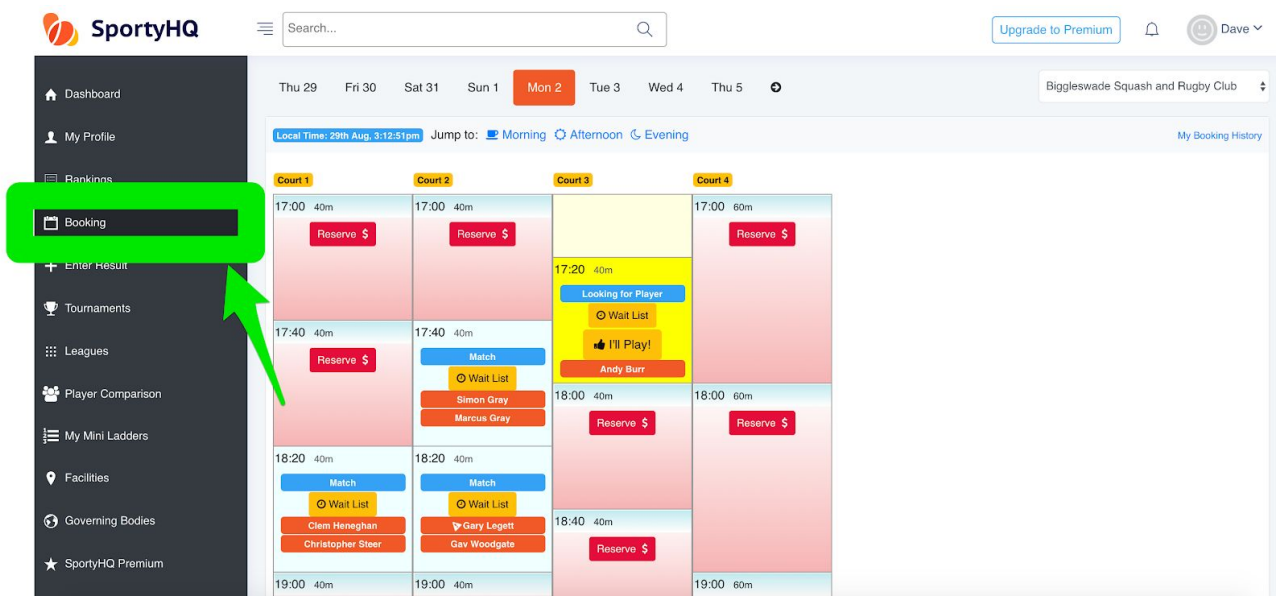
1. Head to www.sportyhq.com, and click 'login'



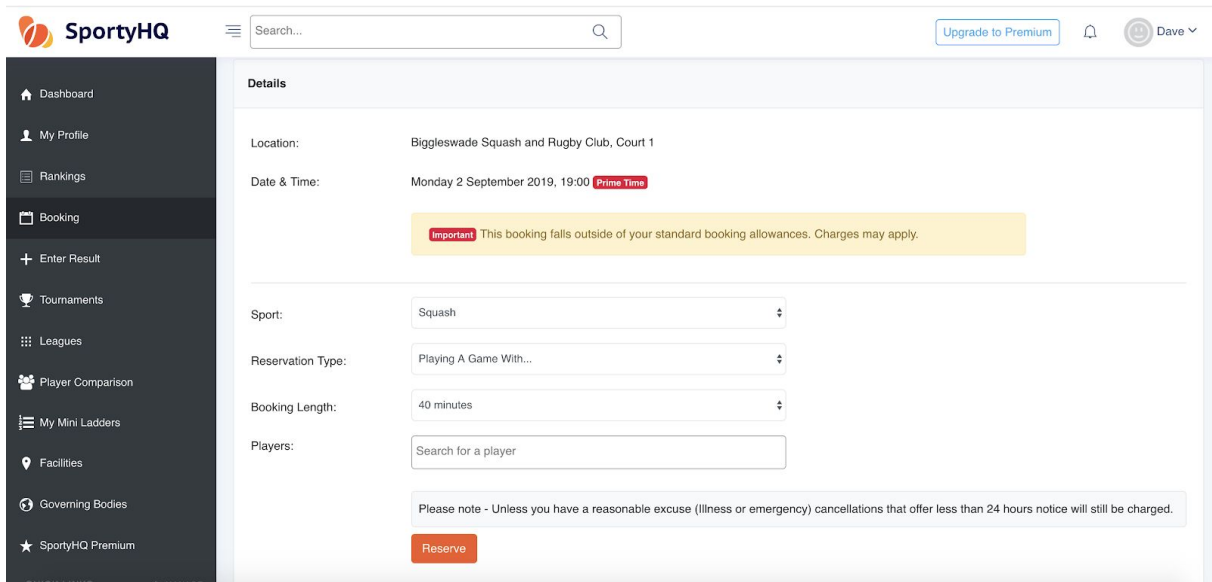
2. Login using the email and password you've set up (if you have problems with this, contact Marcus Gray or Dave Guinane for help):



3. Click 'booking' on the side menu, and select a date across the top. You'll see available courts to reserve, as well as players looking for an opponent:



4. Clicking an available court will take you to the following screen. Select the type of booking you wish to make and click **'Reserve'**:



Tips and Reminders:

- All court bookings, changes and cancellations will be confirmed via email.
- Courts can be booked up to four weeks in advance.
- You can search for any member, and add them to your booking. They will receive a notification that you've booked a court for them.
- "Still looking for a player" can be used to book courts when you intend to add a player at a later date. We have not set up the 'help me find an opponent' setting. When booking without an opponent, please take note of the following message, which will appear automatically:

Heads Up! It's no problem to make a booking when you don't have an opponent, but you must come back here and enter who you are playing before 2 hours of your match, otherwise your booking will be automatically canceled.

- You can view, edit or cancel your booking from the same booking screen. Your bookings will appear like this:

